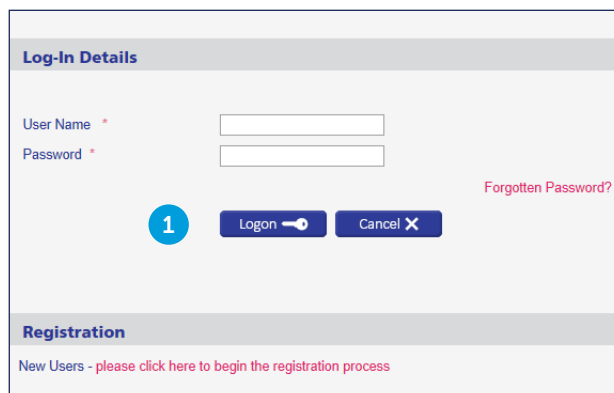


Setting your preferred submission routes if you are Directly Authorised

If you are Directly Authorised (DA), before you start submitting cases you will need to select your preferred submission routes. To do so, simply follow the 6 simple steps detailed below.

If you aren't already a registered broker with Precise Mortgages, you can register with us by visiting precisemortgages.co.uk.



Log-In Details

User Name *

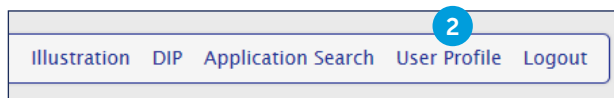
Password *

[Forgotten Password?](#)

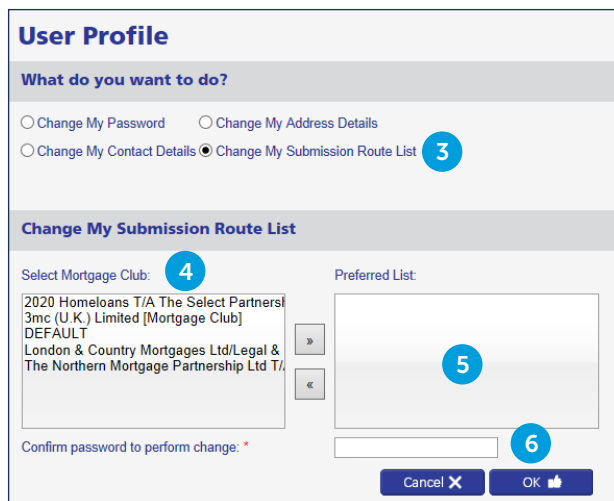
1

Registration

New Users - [please click here to begin the registration process](#)



2 [Illustration](#) [DIP](#) [Application Search](#) [User Profile](#) [Logout](#)



User Profile

What do you want to do?

Change My Password Change My Address Details

Change My Contact Details Change My Submission Route List 3

Change My Submission Route List

Select Mortgage Club: 4

2020 Homeloans T/A The Select Partners
3mc (U.K.) Limited [Mortgage Club]
DEFAULT

London & Country Mortgages Ltd/Legal &
The Northern Mortgage Partnership Ltd T/

Preferred List: 5

Confirm password to perform change: *

- 1 Log in by entering your chosen 'User Name' and 'Password'
- 2 Once logged in, click on the 'User Profile' option, located in the top menu bar.
- 3 To select or change your preferred Mortgage Club(s), simply click on 'Change My Submission Route List'.
- 4 This will then display a list of Mortgage Clubs registered with Precise Mortgages.
- 5 You can choose as many or as few as you would like by moving them across to the 'Preferred List' box. Simply click on your preferred route and click the arrow button. Going forward when submitting a case you will only need to choose from this personalised list to set the Mortgage Club you want to use.
- 6 Any changes will need to be confirmed by entering your password and clicking the 'OK' button.

We can provide literature in large print, Braille and audio tape. Please ask us for this leaflet in an alternative format if you need it.